



LIVE ELECTRICAL DISTRIBUTION UK LTD

4 Queensmead Place, Textilose Road, Manchester, M17 1PH
Tel: 0161 8702592 Web: www.liveelectrical.co.uk
E-mail: sales@liveelectrical.co.uk



Ensure that these instructions are made available to the end user for future reference.

© Product installation and operation guide



TWIN SWITCH TYPE A RCBO

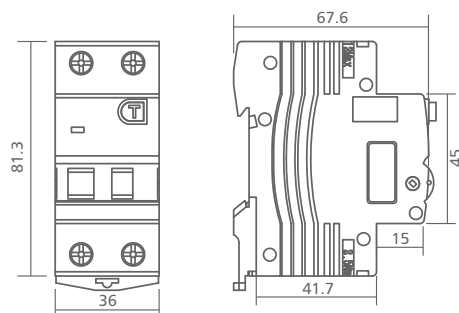
TWIN SWITCH TYPE A RCBO

Design Features

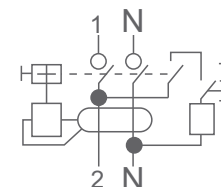
Suitable for AC 50/60Hz, rated current up to 50A and below, rated operating short-circuit breaking capacity not exceeding 6000A. In protected distribution lines, when personal electric shock or grid leakage current exceeds the specified value, the residual current circuit breaker can quickly cut off the faulty power supply in a very short time, protecting the safety of personnel and electrical equipment.

- Rated current(I_n): 6A,10A,16A,20A,25A,32A,40A
- Breaking capacity (I_{cn}) 6kA
- Tripping characteristics:B,C
- Mechanical endurance: 10000 cycles
- Rated voltage(U_n) 240V AC
- Rated residual current: 30mA
- Electrical endurance: 4000 cycles
- Complies with BS EN 61009-1
- Bidirectional

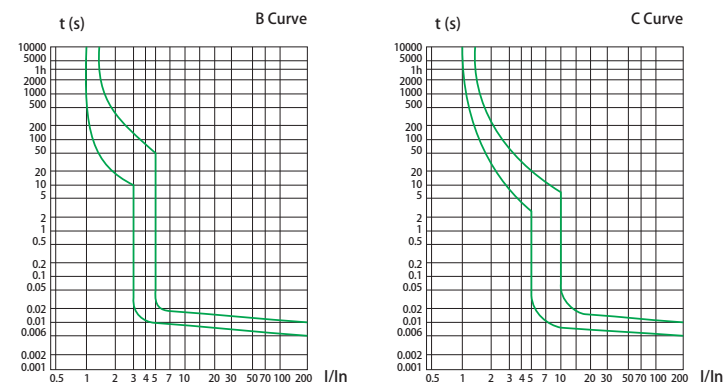
Dimensional Drawing



Wiring diagram



Tripping characteristics



Installation conditions

Under the safety warning conditions, the RCBO should generally be installed vertically without obvious shaking, impact, or vibration at the installation site.

Usage conditions

- The ambient air temperature shall not be lower than $-5\text{ }^{\circ}\text{C}$, not higher than $+40\text{ }^{\circ}\text{C}$, and the daily average value shall not exceed $+35\text{ }^{\circ}\text{C}$
- Using TH35-7.5 steel for rail installation
- Wiring method: Use screws to tighten the wiring