

© Product installation and operation guide



MAIN SWITCH



LIVE ELECTRICAL DISTRIBUTION UK LTD

4 Queensmead Place, Textilose Road, Manchester, M17 1PH
Tel: 0161 8702592 Web: www.liveelectrical.co.uk
E-mail: sales@liveelectrical.co.uk



Ensure that these instructions are made available to the end user for future reference.

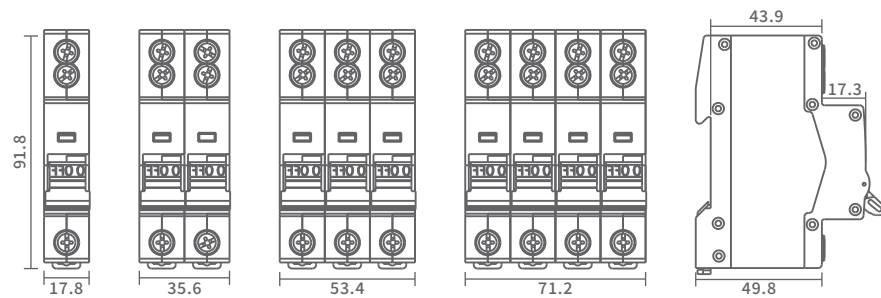
MAIN SWITCH

Design Features

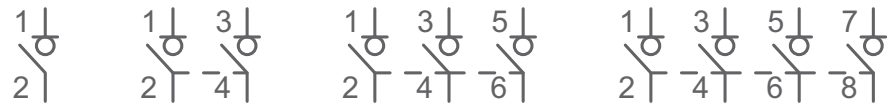
Suitable for AC 50Hz, rated voltage up to 230V or 400V, rated current up to 125A in distribution and control circuits, mainly used as the main switch in terminal combination appliances, can also be used to control various low-power appliances and lighting, and can be widely used in commercial and household places.

- 100/125A Rated Current
- Poles:1,2,3,4P
- 230/400V Rated voltage
- BS IEC/EN 60947-3 Compliant
- Double wiring Terminal

Dimensional Drawing



Wiring diagram



Installation conditions

Under the safety warning conditions, the main switch should generally be installed vertically without obvious shaking, impact, or vibration at the installation site.

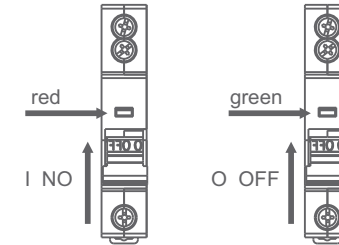
Transportation and storage conditions

The main switch must not fall or be invaded by rainwater or corrosive gases during storage and transportation.

Installation and operation

Before installation and use, check whether the main switch logo matches the working conditions used;

The indication of the closed and open status of the main switch is shown in Figure below



safety warning

1. It is strictly prohibited to install the product in an environment containing flammable and explosive gases, damp condensation, and to operate the product with wet hands.
 2. During product operation, it is strictly prohibited to touch the conductive parts of the product.
 3. When installing, repairing, and maintaining products, it is necessary to ensure that the circuit is powered off.
- The protective characteristics of the 4 products are set by the manufacturer and cannot be opened or adjusted arbitrarily.
- 5 products must be wired and installed by qualified personnel with professional qualifications, and inspected regularly.
 6. Children are strictly prohibited from playing with products or packaging.
 7. Foreign objects should be prevented from falling into the product.
 8. Do not install in areas where gas media can corrode metals and damage insulation.
 9. When installing and using the 9 product, the wiring screws should be tightened, and the wires should not be easily loosened or pulled out. The wires should be selected strictly according to the requirements and connected to the power supply and load that meet the requirements.
 10. This product cannot provide protection against personal electric shock, line overload, and equipment leakage